

# Ball 2023

## 1 CENTENARY JIG J32 · 3/4L

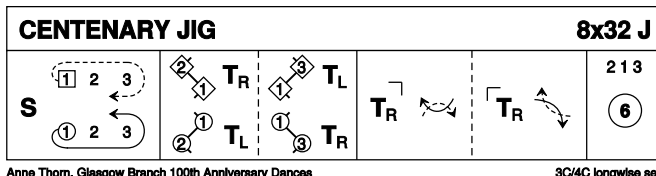
Anne Thorn: Glasgow Branch 100th Anniversary Dances · Crib: MiniCrib · Diagram: Keith Rose's Diagrams

**1-8** 1s set, cast below 3s, meet & dance up to the middle of 2nd place. 2s step up bars 5-6.

**9-16** 2M+1M turn LH **while** 2L+1L turn RH. 1M+3M & 1L+3L turn with other hand to finish 1s back to back facing 1st corners

**17-24** 1s turn 1st corners RH, pass RSh, turn 2nd corners RH, pass RSh to finish 2nd place own sides

**25-32** 2s+1s+3s circle 6H round & back



## 2 THE IRISH ROVER R32 · 3/4L

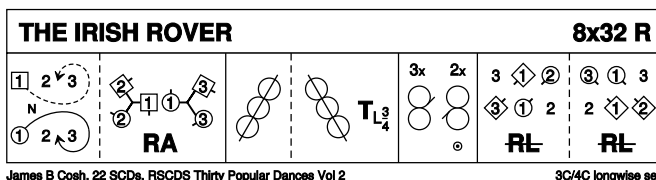
James B Cosh: Twenty Two SCD · Crib: MiniCrib · Diagram: Keith Rose's Diagrams

**1-8** 1s dance down below 3s & cast up to 2nd place own sides, 1L dances RH across with 2s **while** 1M dances RH across with 3s

**9-16** 1s dance 1/2 diagonal reel of 4 with 1st corners, 1/2 reel with 2nd corners & 1/2 turn LH in centre to face 1st corners

**17-24** 1s dance reels of 3 across giving LSh to 1st corners ending in 2nd place own sides

**25-32** 1s dance Diag R&L (1M crossing down & 1L crossing up to start)



## 3 THE BRAES OF BREADALBANE S32 · 3/4L

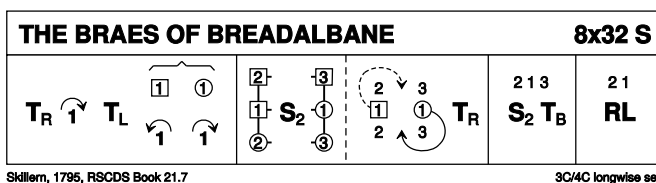
Thomas Skillern: RSCDS XXI 7 · Crib: MiniCrib · Diagram: Keith Rose's Diagrams

**1-8** 1s turn RH cast 1 place, turn LH & 1L casts up as 1M casts down to form lines of 3 across facing each other

**9-16** 1L+2s & 1M+3s set twice then 1s cast back to 2nd places & turn RH ending on own sides

**17-24** 2s+1s+3s set twice & turn partners 2H

**25-32** 2s+1s dance R&L



## 4 JOIE DE VIVRE J32 · 3/4L

Irene van Maarseveen: RSCDS XXXIX 2 · Crib: MiniCrib · Diagram: Keith Rose's Diagrams

- 1-8** 1s set, cast 1 place, 1s dance down between 3s & cast back to 2nd place on own sides
- 9-16** 2s+1s+3s turn RH & chase 1/2 way round clockwise
- 17-24** 3s+1s+2s dance DoSiDo, set & 1/2 turn partners RH for Allemande
- 25-32** 3s+1s+2s dance Allemande

JOIE DE VIVRE						8x32 J
		2 1 3	2 1 3	3x 1x 2x	3x 1x 2x	3 1 2
<b>S</b>	<b>1</b>	<b>T<sub>R</sub></b>		<b>D</b>	<b>S T<sub>R</sub><sup>1</sup><sub>2</sub></b>	<b>A</b>

Irene van Maarseveen, 1996, RSCDS Book 39.2, RSCDS Thirty Popular Dances Vol 2

3C/4C longwise set.

## 5 THE GENTLEMAN S32 · 3/4L

Roz Scott Huxley: RSCDS XXXV 5 · Crib: MiniCrib · Diagram: Keith Rose's Diagrams

- 1-8** 1s turn 2H & remain in middle facing each other as 2s step up, 1s+2s set (1s advancing & pass LSh to face opposite partner) & dance 1/2 reel of 4 across with 2s with 1s ending reel giving LH to face down on own side between 2s
- 9-16** 1s dance down to end between 3s & face each other, 1s+3s set (1s advancing & pass LSh to face opposite partner) & 1/2 reel of 4 across with 3s  
1s end giving LH to face up on own side between 3s
- 17-24** 1s lead up to top, cross over & cast to 2nd place & 1/2 reels of 3 across (L with 2s & M with 3s)
- 25-32** 2s+1s dance Diamond Poussette

THE GENTLEMAN						8x32 S
<b>T<sub>B</sub></b>	<b>S</b>	<b>S</b>	<b>1x</b>	<b>T<sub>L</sub><sup>1</sup><sub>2</sub></b>	<b>S</b>	<b>S</b>
						<b>P</b>

Roz Scott Huxley, 1986, RSCDS Book 35.5, RSCDS Thirty Popular Dances Vol 2

3C/4C longwise set.

## 6 THE REEL OF THE 51ST DIVISION R32 · 3/4L

James Edward McCartney Atkinson: RSCDS XIII 10 · Crib: MiniCrib · Diagram: Keith Rose's Diagrams

- 1-8** 1s set & cast below 3s, lead up to face 1st corners
- 9-16** 1s set & turn 1st corners RH to balance in diagonal line, set & 1s turn LH to face 2nd corners
- 17-24** 1s set & turn 2nd corners RH to Bal-in-Line, set & 1s turn LH to 2nd place own sides
- 25-32** 2s+1s+3s circle 6H round & back

THE REEL OF THE 51st DIVISION					8x32 R
					2 1 3
<b>S</b>	<b>2</b>	<b>S</b>	<b>T<sub>R</sub></b>	<b>B</b>	<b>T<sub>L</sub><sup>1</sup><sub>4</sub></b>
					<b>6</b>

Jimmy Atkinson & Peter Oliver, 1940, RSCDS Book 13.10

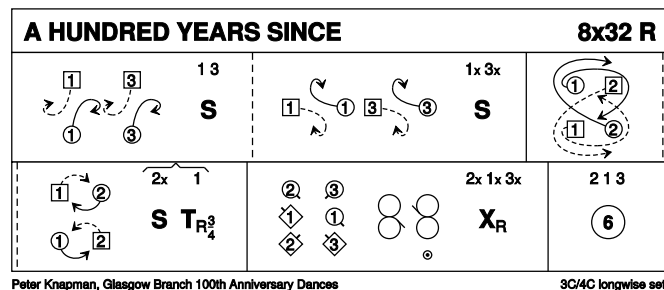
3C/4C longwise set.

## 7 PROGRAMME ITEM – Intermission

## 8 A HUNDRED YEARS SINCE R32 · 3/4L

Peter Knapman: Glasgow Branch 100th Anniversary Dances · Crib: MiniCrib · Diagram: Keith Rose's Diagrams

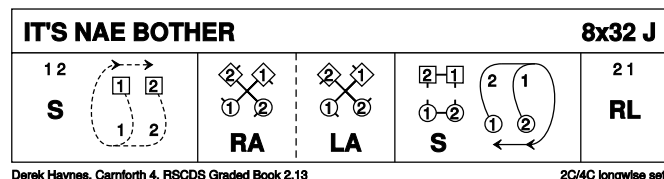
- 1-8** 1s also 3s dance Petronella turn into the middle & set, dance a Petronella turn to the opposite side & set (1) 2 (3)
- 9-12** 1s+2s dance 1/2 double Fig of 8 (1s cast & 2s cross up to begin). 1s finish facing out 1 (2) (3)
- 13-16** 1s cast to 2nd place & turn 3/4 RH to finish 1L between 2s & 1M between 3s **while** 2s dance up to 1st place on opposite sides & set
- 17-22** All dance 6 bar RSh reels of 3 across (1M & 3L also 1L & 2M pass RSh to begin). 1s finish in 2nd place on opposite side (2) (1) (3)
- 23-24** 2s+1s+3s cross RH to own sides 2 1 3
- 25-32** All circle 6H round & back



## 9 IT'S NAE BOTHER J32 · 2/4L

Derek Haynes: A Second Book of Graded Scottish Country Dances · Crib: MiniCrib · Diagram: Keith Rose's Diagrams

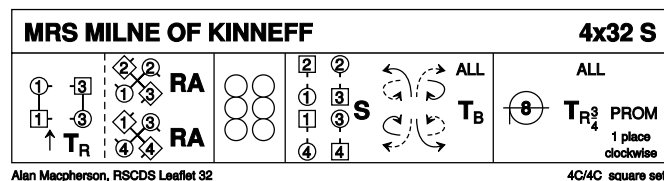
- 1-8** 1s+2s set, Ladies cross, passing partners RSh chase clockwise to own side (having changed places)
- 9-16** 1s+2s dance RH across & LH back
- 17-24** 1s+2s set, Men cross, passing opposite Lady RSh chase clockwise to own sides
- 25-32** 2s+1s dance R&L



## 10 MRS MILNE OF KINNEFF S32 · 4S

Alan Macpherson: The Leaflet Dances with Music · Crib: MiniCrib · Diagram: Keith Rose's Diagrams

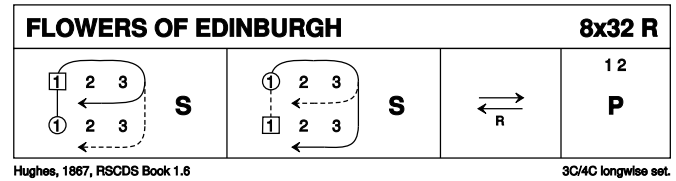
- 1-8** 1s & 3s join hands with partner & adv for 2 steps, turn opposite partner RH once round, retaining opp ptr hand dance RH across with 2s/4s
- 9-16** Dancing couples (1M+3L & 1L+3M) facing side couples dance parallel reels of 4 across the dance
- 17-18** Dancing couples (1M+3L & 1L+3M) set to side couples
- 19-22** Dancing couples (1M+3L & 1L+3M) dance out between side couples & cast to original places **while** side couples separate & dance into centre to meet partners then holding nearer hands dance out to original places
- 23-24** All turn partners 2H
- 25-32** All circle 8H 1/2 way round to left, 3/4 turn partners RH into prom hold (Ladies on inside) & all Promenade 1 place clockwise



## 11 FLOWERS OF EDINBURGH R32 · 3/4L

RSCDS I 6 · Crib: MiniCribbs · Diagram: Keith Rose's Diagrams

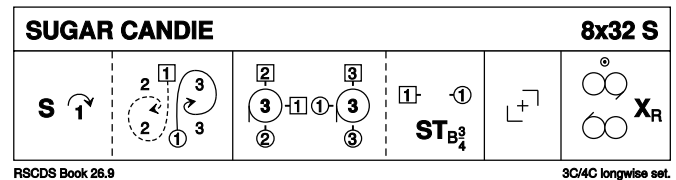
- 1-8** 1L followed by partner casts below 3s, 1L crosses & dances up behind Men as 1M dances up centre to 1st places on opposite side & 1s set
- 9-16** 1M followed by partner repeat above Fig & set in own places
- 17-24** 1s lead down the middle & back
- 25-32** 1s+2s dance Poussette. 2 1 3



## 12 SUGAR CANDIE S32 · 3/4L

RSCDS XXVI 9 · Crib: MiniCribbs · Diagram: Keith Rose's Diagrams

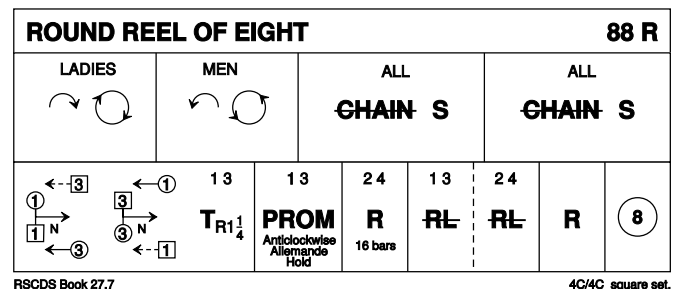
- 1-8** 1s set & cast 1 place, cross passing LSh & cast RSh round their 1st corner into centre ending BtoB (Lady facing up, Man down)
- 9-16** 1L circle left with 2s & 1M with 3s, turn to face partner & set, 3/4 turn partner 2H to end facing 1st corners
- 17-24** 1s turn 1st corner RH, partner LH, 2nd corner RH, partner LH & end facing 1st corners
- 25-32** 1s dance Reel of 3 on opposite sides passing 1st corner LSh & cross RH to 2nd place own sides



## 13 ROUND REEL OF EIGHT R88 · 4S

RSCDS XXVII 7 · Crib: MiniCribbs · Diagram: Keith Rose's Diagrams

- 1-16** All Ladies cast & dance clockwise round outside of set back to place, Men repeat Fig but cast & dance anticlockwise round set
- 17-32** All dance Grand Chain 1/2 way (6 bars) & set to partner, continue Chain back to place (6 bars) & set to partner
- 33-40** 1s+3s change places, 1s dancing between 3s (3 bars), repeat back to places, 3s dancing between 1s, 1s+3s turn RH into Allemande hold
- 41-48** 1s+3s dance round inside of set anticlockwise in Allemande hold
- 49-64** 2s+4s repeat Fig bars 33-48 with 2s dancing between 4s to start
- 65-88** 1s+3s dance 1/2 R&L, 2s+4s dance 1/2 R&L, repeat back to places, all circle 8H round & back



## 14 PROGRAMME ITEM – Intermission

## 15 CENTENARY CELEBRATIONS J32 · 5/5L

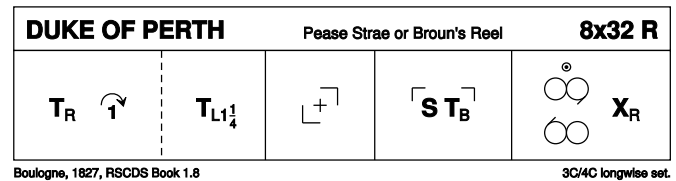
Source unknown

- 1-8 1s Turn RH, Turn LH; while 2s & 3s and 4s & 5s circle 4 hands round and back
- 9-16 1s lead down the middle (2s & 3s step up on 3 & 4 of the phrase), 1s lead up to end back to back facing own side in 3rd place, ready for
- 17-24 3s, 1s, & 4s Double Triangles, 1s end in center facing out own side
- 25-32 1s cast to 5th place, 4s & 5s step up; all advance & retire

## 16 DUKE OF PERTH R32 · 3/4L

RSCDS I 8 · Crib: MiniCribbs · Diagram: Keith Rose's Diagrams

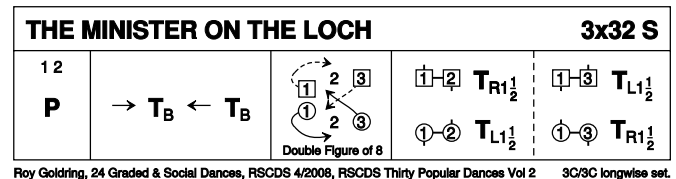
- 1-8** 1s turn RH, cast to 2nd place, turn LH to face 1st corners
- 9-16** 1s turn 1st corner, partner, 2nd corner, & partner to face 1st corners
- 17-24** 1s set to & turn 1st corner 2H, set to & turn 2nd corner
- 25-32** 1s dance Reel of 3 on opposite sides giving LSh to 1st corner & cross back to own sides



## 17 THE MINISTER ON THE LOCH S32 · 3/3L

Roy Goldring: Magazine Dances 2005-2009 · Crib: MiniCribbs · Diagram: Keith Rose's Diagrams

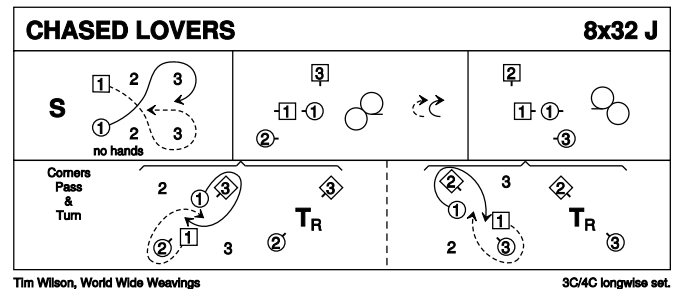
- 1-8** 1s+2s dance Diamond Poussette
- 9-16** 1s dance down for 2 steps, turn 2H, dance up to top & turn 2H remaining in centre facing up
- 17-24** 1s+3s dance double Fig of 8 round 2s with 1s casting to start
- 25-32** 1M+2M turn LH 1.1/2 times **while** 1L+2L turn RH 1.1/2 times, 1M+3M turn RH 1.1/2 times **while** 1L+3L turn LH 1.1/2 times



## 18 CHASED LOVERS J32 · 3/4L

Tim Wilson: RSCDS LIII 9 · Crib: MiniCribbs · Diagram: Keith Rose's Diagrams

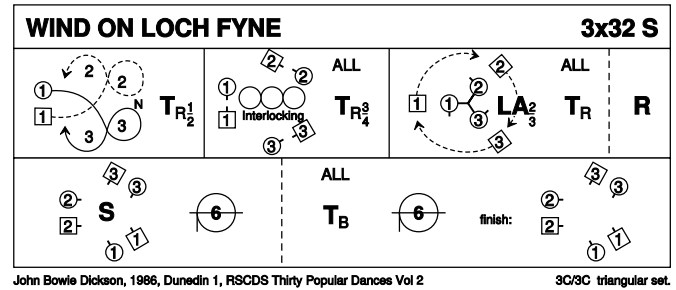
- 1-4** 1s set, cross down (no hands) to 2nd place facing out (2s step up 3-4)
- 5-8** 1s cast down behind 3s, meet & dance up centre with 1L leading, 1M following, to face 2M (her 1st corner)
- 9-16** 1s, in tandem, dance LSh reel of 3 on 1st corner diagonal (out of top of set to start), finishing by 1s pulling back RSh to face down, 1M leading, facing 3M
- 17-24** 1s, in tandem, dance RSh reel of 3 on 2nd corner diagonal (out bottom of set to start), finishing with 1s facing own 1st corners
- 25-32** 1s dance Pass+Turn with 1st corners, (pass RSh), Pass+Turn with 2nd corners, finishing passing RSh to 2nd place own sides



## 19 THE WIND ON LOCH FYNE S32 · 3T

John Bowie Dickson: *Thirty Popular Dances, Volume Two* · Crib: *MiniCrib*s · Diagram: *Keith Rose's Diagrams*

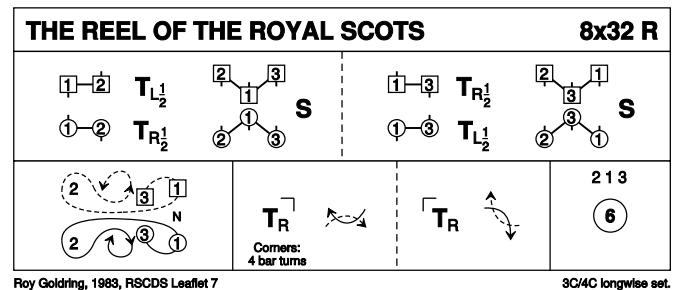
- 1-8** 1s cross over (Man between 3s, Lady between 2s) & dance Fig of 8 & end turning RH 1/2 way to face partner in original places
- 9-16** All dance interlocking RSh reels of 4 & end by turning RH to bring Men into centre
- 17-24** Men dance LH across in centre 2 places **while** Ladies dance clockwise 1 place, turn partner RH & repeat ending in triangular set order 2 3 1
- 25-32** All set & circle 6H round for 2 steps, turn partner 2H & continue to circle 6H round to pstns. 2 3 1



## 20 THE REEL OF THE ROYAL SCOTS R32 · 3/4L

Roy Goldring: *The Leaflet Dances with Music* · Crib: *MiniCrib*s · Diagram: *Keith Rose's Diagrams*

- 1-8** 1s 1/2 turn 2s on sides (1M RH - 1L LH) to face out, 2s+1s+3s set, 1s 1/2 turn 3s on sides (1M LH - 1L RH) end 3s facing out & 2s+3s+1s set
- 9-16** 1s followed by 3s dance up between 2s, cast down 1 place, dance in & 1s cast up to 2nd place 3s end in 3rd place
- 17-24** 1s turn 1st corners RH, pass partner RSh turn 2nd corners RH & cross passing partner RSh to 2nd place own sides
- 25-32** 2s+1s+3s circle 6H round & back



## 21 PROGRAMME ITEM – Waltz